

Recorder Rehearsal

B-A-G



Directions

This game was designed for students to play on ipads individually or with partners during centers (you can open up the file in iBooks or the Adobe Acrobat app), but they could also play as a whole class. To differentiate, when students play individually or with a partner, have them decide which level they are ready to try! (For example, an advanced recorder student might start with level 3 or 4; a struggling recorder student will want to start with level 1.)



CHOOSE A LEVEL



Level 1



Level 2



Level 3



Level 4

CHOOSE A RECORDER



Click the girl to go back to the home screen

ANSWER THE QUESTION:


What is the fingering
for the note "B"?



Click the recorder to see the answer.

ANSWER THE QUESTION :

Here is the fingering for "B":



Click the recorder to try another level 1 question.

ANSWER THE QUESTION:


What is the fingering
for the note "A"?



Click the recorder to see the answer.

ANSWER THE QUESTION :

Here is the fingering for "A":



Click the recorder to try another level 1 question.

ANSWER THE QUESTION:

What is the fingering
for the note "G"?



Click the recorder to see the answer.

ANSWER THE QUESTION :

Here is the fingering for "G":



Click the recorder to try another level 1 question.

ANSWER THE QUESTION:

If a musician squeaks when playing recorder, what could be the problem?

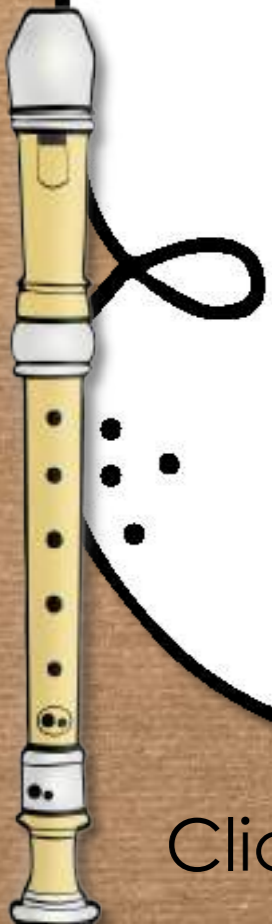


Click the recorder to see the answer.

ANSWER THE QUESTION.

If a musician squeaks when playing recorder, he/she might be:

- *Not covering all of the holes
- *Blowing too hard or fast



Click the recorder to try another level 1 question.

CHOOSE A RECORDER



Click the boy to go back to the home screen

PLAY THIS PATTERN

|
B

|
B

▭
A A

|
A



Click the recorder to try another level 2 question.

PLAY THIS PATTERN

|
G

|
G

|
G



Click the recorder to try another level 2 question.

PLAY THIS PATTERN

|
B

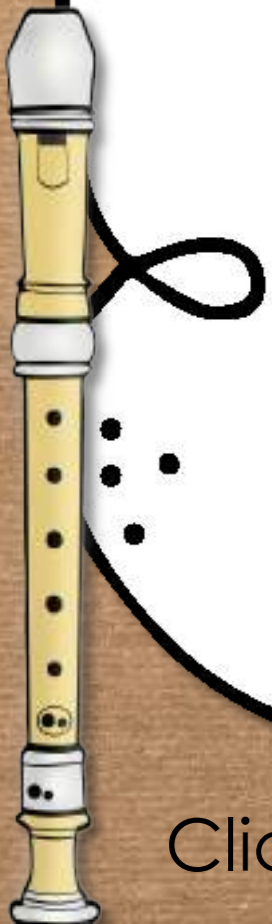
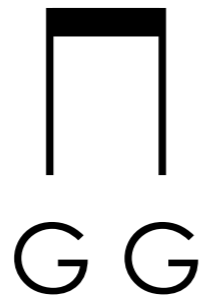
|
A

┌───┐
| |
G G G



Click the recorder to try another level 2 question.

PLAY THIS PATTERN




Click the recorder to try another level 2 question.

CHOOSE A RECORDER



Click the girl to go back to the home screen

PLAY THIS PATTERN



Click the recorder to try another level 3 question.

PLAY THIS PATTERN



Click the recorder to try another level 3 question.

PLAY THIS PATTERN



Click the recorder to try another level 3 question.

PLAY THIS PATTERN



Click the recorder to try another level 3 question.

CHOOSE A RECORDER



Click the boy to go back to the home screen

PLAY THIS SONG

HOT CROSS BUNS

The image shows four staves of musical notation for the song 'Hot Cross Buns'. The notation is written in treble clef with a key signature of one sharp (F#) and a time signature of 4/4. The notes are as follows:


- Staff 1: G4 (quarter), A4 (quarter), B4 (quarter), rest (quarter).
- Staff 2: G4 (quarter), A4 (quarter), B4 (quarter), rest (quarter).
- Staff 3: G4 (quarter), A4 (quarter), B4 (quarter), A4 (quarter), G4 (quarter), F#4 (quarter), E4 (quarter), D4 (quarter).
- Staff 4: G4 (quarter), A4 (quarter), B4 (quarter), rest (quarter).



Click the recorder to try another level 4 question.

PLAY THIS SONG

CLOSET KEY



Click the recorder to try another level 4 question.

PLAY THIS SONG

FROG IN THE MIDDLE



Click the recorder to try another level 4 question.

PLAY THIS SONG

STEW POT



Click the recorder to try another level 4 question.